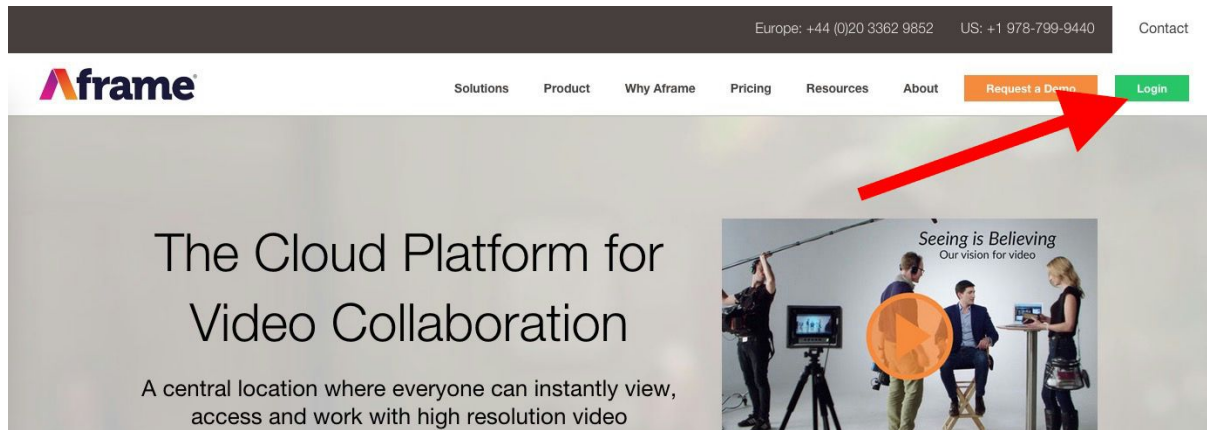
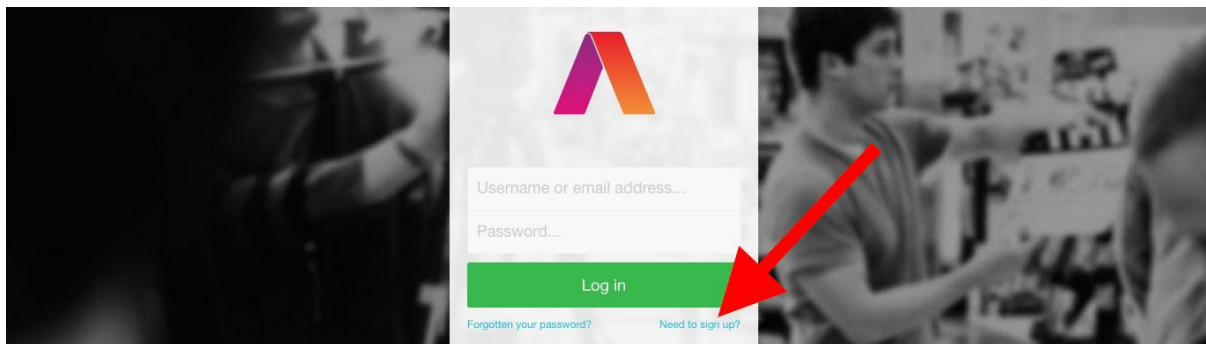


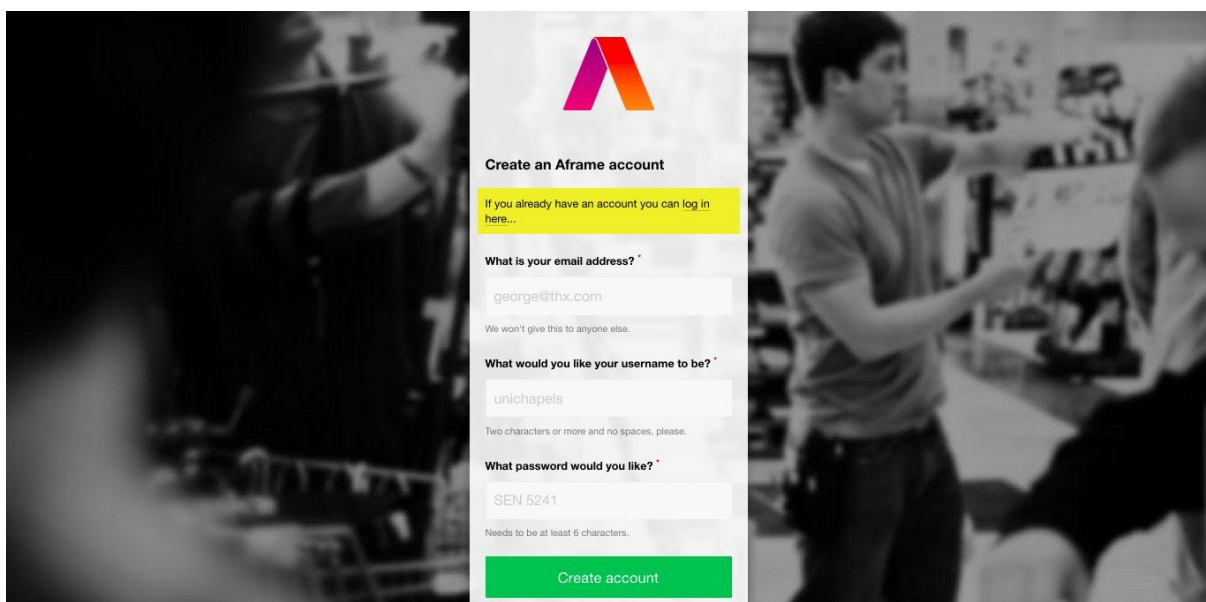
This is a quick guide to show you how to register with Aframe to access the WorldSkills São Paulo 2015 footage. Firstly, go to [Aframe](#) in your internet browser and click on the green Login button on the top left of the page.



Now click 'Need to sign up?'.

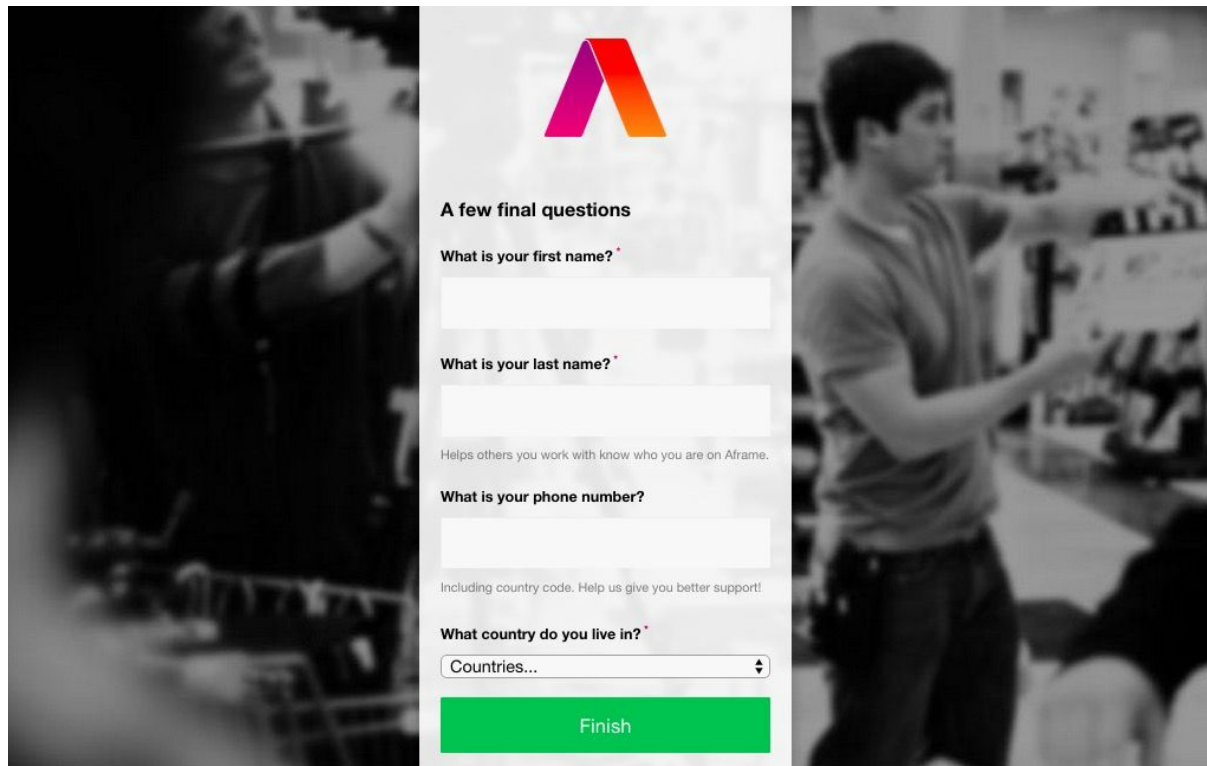


You will now be asked to fill out a form to register with Aframe, once complete click 'Create Account'.



If you have any questions about Aframe, please contact our Customer Support team:
Telephone: UK +44 (0) 20 7206 4186 | US 1 866 630 8316 | **Email:** cs@afame.com

Now complete the second page of the Sign Up form and click 'Finish' once complete.




The screenshot shows a sign-up form titled "A few final questions" with the Aframe logo at the top. The form includes the following fields and instructions:

- What is your first name? *** (Text input field)
- What is your last name? *** (Text input field)
Helps others you work with know who you are on Aframe.
- What is your phone number?** (Text input field)
Including country code. Help us give you better support!
- What country do you live in? *** (Dropdown menu with "Countries..." selected)

A green "Finish" button is located at the bottom of the form.

You will be taken to your Aframe Dashboard, you now need to confirm your email address.



The screenshot shows the Aframe Dashboard interface. On the left is a dark sidebar with the following elements:

- Dashboard (with Aframe logo)
- Search (with magnifying glass icon)
- ADMINISTRATION
- kerryWSSP (with profile picture icon)
- Log out



The main content area features a yellow banner with the text: "To help us ensure that other people can't pretend to be you, we need you to click on the link in your email address confirmation message. You can double check your address and resend the email from [your account page](#)."




Below the banner is a "Welcome to Aframe!" section with the text: "Create a project to get started straight away or watch our screencast for an overview... Enjoy using Aframe!". A green "Create a project" button is visible in the top right corner of this section.

The central part of the dashboard displays a large image of the Aframe logo on a blue, abstract background.

If you have any questions about Aframe, please contact our Customer Support team:
Telephone: UK +44 (0) 20 7206 4186 | US 1 866 630 8316 | **Email:** cs@aframe.com

Go to your email account, you should now see an email from Aframe asking you to confirm your sign up. Click the link to proceed.

Please confirm your email Inbox x  

 **Aframe** 10:55 (2 minutes ago) ☆  

to me ▾

Hi!

Someone (hopefully you) tried to register this email address on Aframe.com.

If it was you, please click the confirmation link below.



If not, disregard this email!




<https://app.aframe.com/confirm/email/d43910af-4acf-493a-a4f6-e7053ed953fb>

Good luck,

Aframe.com

You will now be sent an email invitation to join the project, simply click on the link in the email:

Invitation to join WorldSkills Leipzig 2013 from kerryf on Aframe.com Inbox x  

 **Aframe** 11:00 (0 minutes ago) ☆  

to me ▾

Hi there!

I would like you to work with me on the WorldSkills Leipzig 2013 project on Aframe.

You'll have full access to all media and will be able to review media, view activity, create subclips, create and manage collections, plus add and remove comments on media, change media title and summary, download media, export metadata and share clips.

Regards,

kerryf

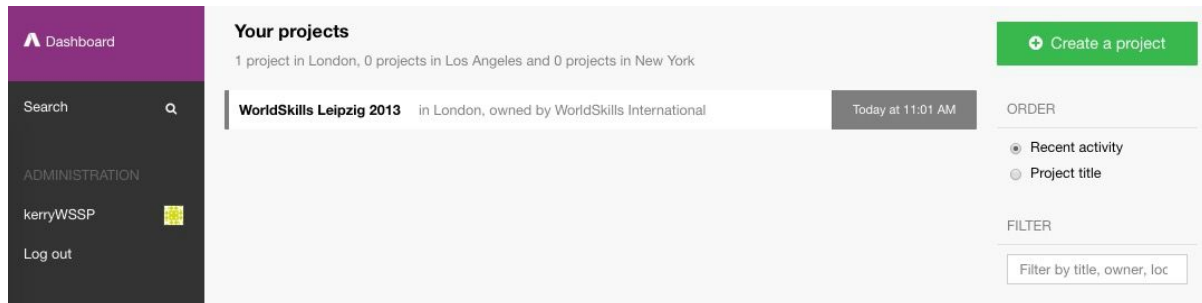
If you want to accept this invitation, please follow this link:
<https://app.aframe.com/invites/19paboit2et1r8kk>

If not, disregard this email!

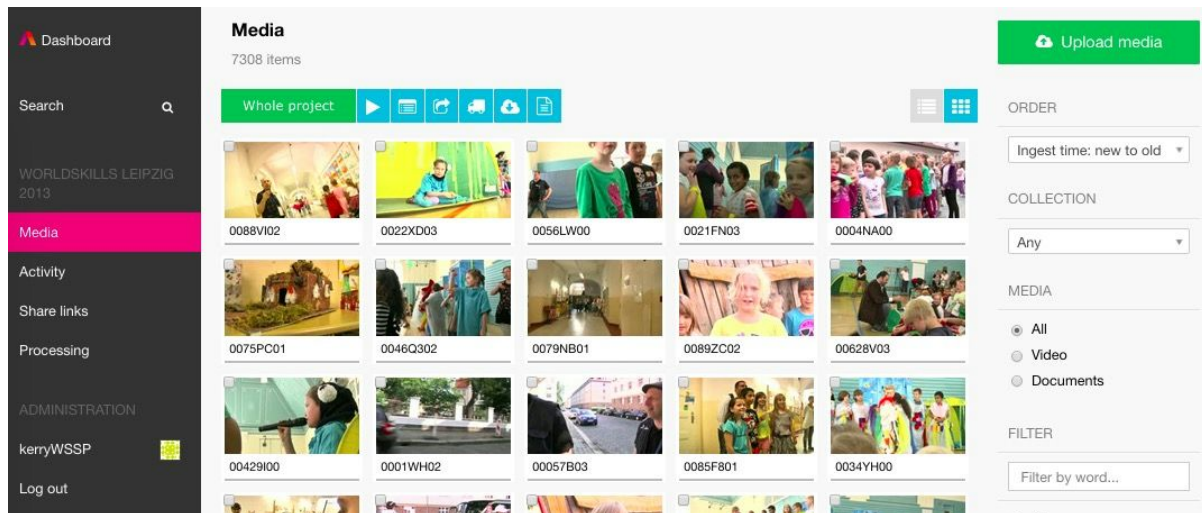
Good luck,
Aframe.com

If you have any questions about Aframe, please contact our Customer Support team:
Telephone: UK +44 (0) 20 7206 4186 | US 1 866 630 8316 | **Email:** cs@aframe.com

You now have access to the Project via your Dashboard, click on the Project name to access it.



You now have access to the contents of the Project, from here you can review and download clips.



Frequently Asked Questions

Q: How do I access the Project once i've signed up?

A: Contact WorldSkills International for access

Q: I have signed up to Aframe before, can I use the same username and password?

A: Yes, simply sign in with these credentials on the Login page

Q: I didn't receive the confirmation email

A: Please check your Spam / Junk folder, if you still can't see it then contact us on the Telephone or Email below